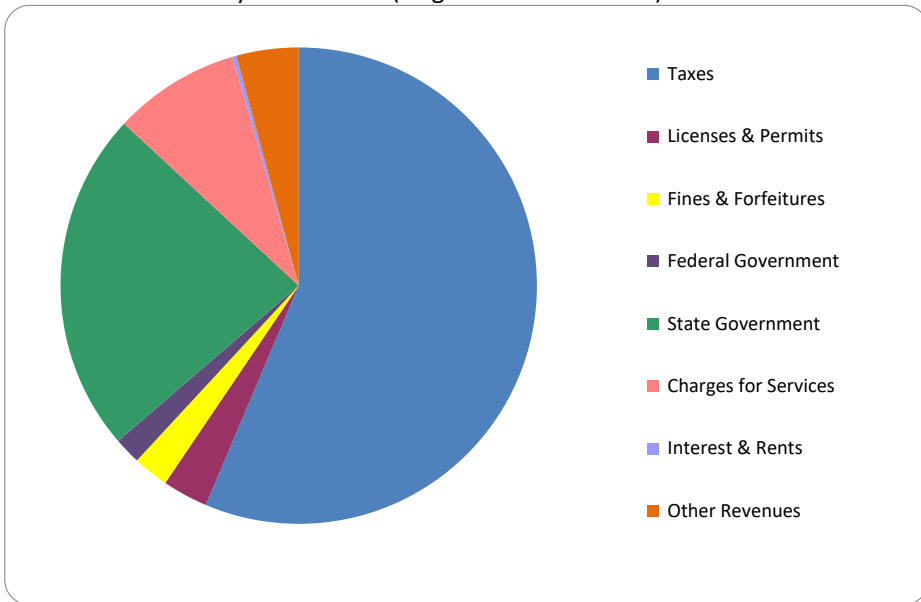


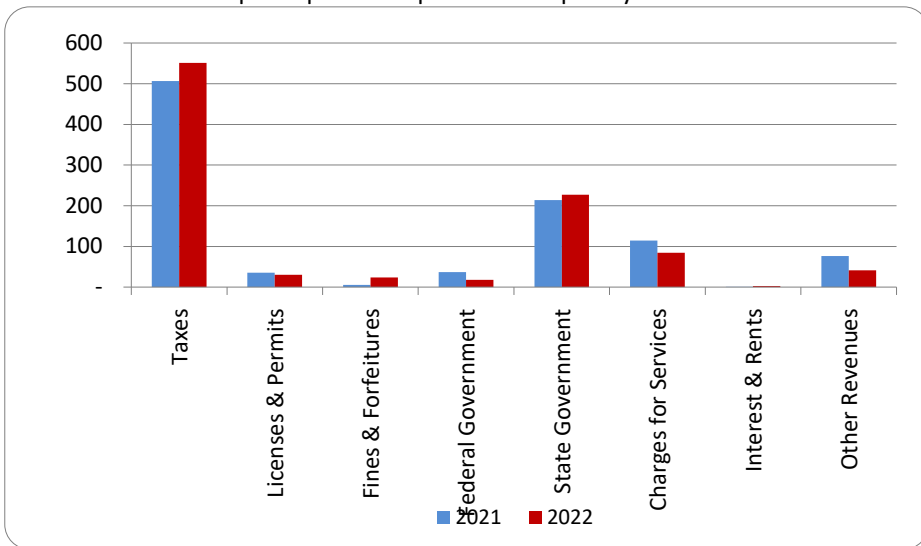
1. Where our money comes from (all governmental funds)



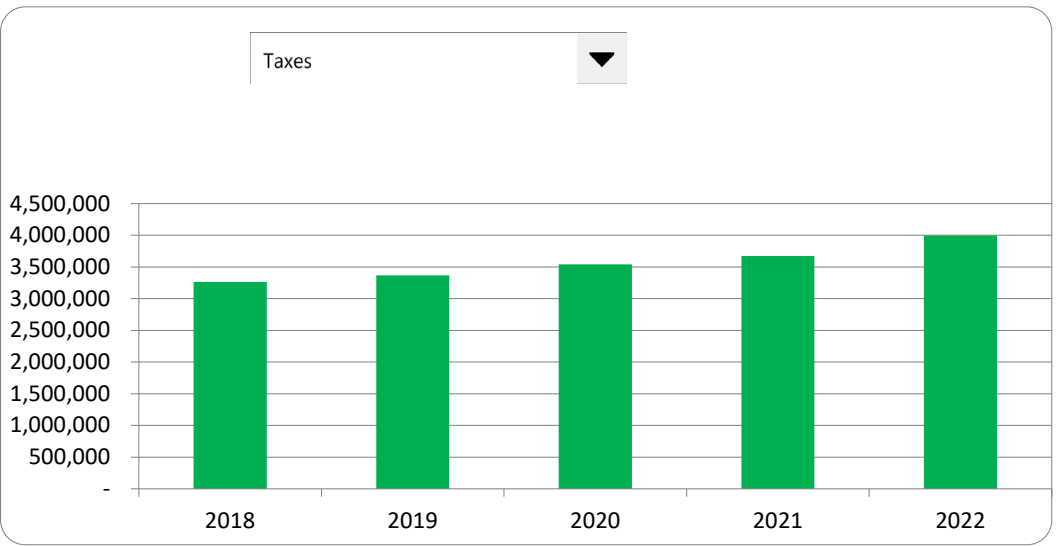
2. Compared to the prior year

	<u>2021</u>	<u>2022</u>	<u>% change</u>
Taxes	\$ 3,673,746	\$ 3,997,681	8.82%
Licenses & Permits	\$ 255,026	\$ 218,722	-14.24%
Fines & Forfeitures	\$ 41,371	\$ 171,641	314.88%
Federal Government	\$ 268,213	\$ 128,337	-52.15%
State Government	\$ 1,550,434	\$ 1,645,422	6.13%
Charges for Services	\$ 828,024	\$ 611,085	-26.20%
Interest & Rents	\$ 712	\$ 19,152	2589.89%
Other Revenues	\$ 552,224	\$ 298,726	-45.90%
Total Revenues	\$ 7,169,750	\$ 7,090,766	-1.10%

3. Revenue sources per capita - compared to the prior year



4. Historical trends of individual sources



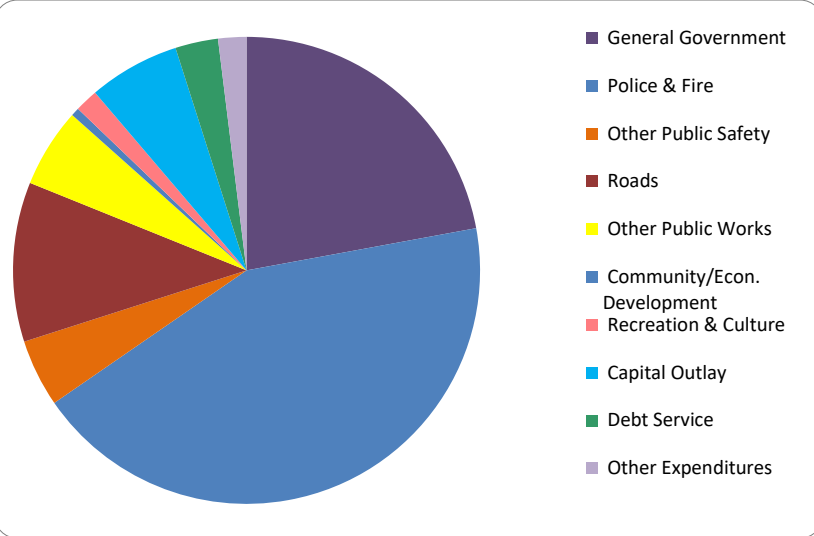
Commentary:

For more information on our unit's finances, contact Chelsea Pesta at 248-624-4847.

CITIZEN'S GUIDE TO LOCAL UNIT FINANCES - Walled Lake (63-2240)

EXPENDITURES

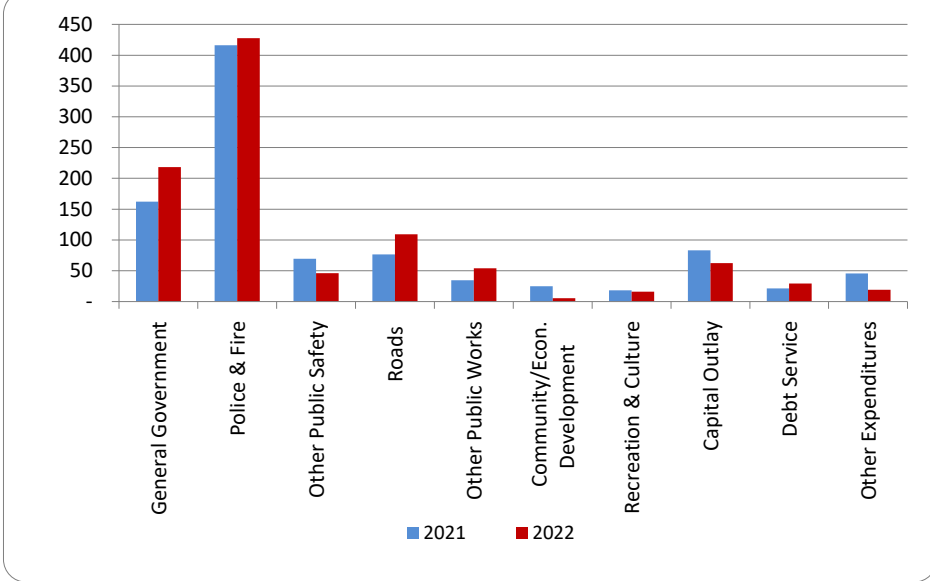
1. Where we spend our money (all governmental funds)



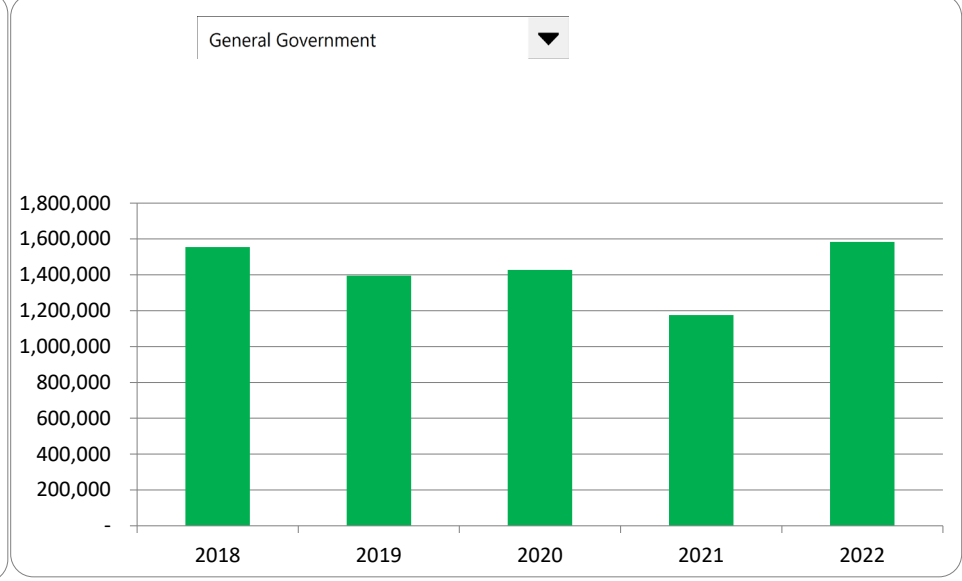
2. Compared to the prior year

	2021	2022	% change
General Government	\$ 1,175,451	\$ 1,583,354	34.70%
Police & Fire	\$ 3,016,245	\$ 3,100,208	2.78%
Other Public Safety	\$ 503,799	\$ 334,542	-33.60%
Roads	\$ 554,330	\$ 791,288	42.75%
Other Public Works	\$ 250,677	\$ 392,153	56.44%
Community/Econ. Development	\$ 181,271	\$ 41,261	-77.24%
Recreation & Culture	\$ 132,580	\$ 115,081	-13.20%
Capital Outlay	\$ 604,239	\$ 452,158	-25.17%
Debt Service	\$ 154,911	\$ 212,312	37.05%
Other Expenditures	\$ 332,379	\$ 139,979	-57.89%
Total Expenditures	\$ 6,905,882	\$ 7,162,336	3.71%

3. Spending per capita - compared to the prior year



4. Historical trends of individual departments:



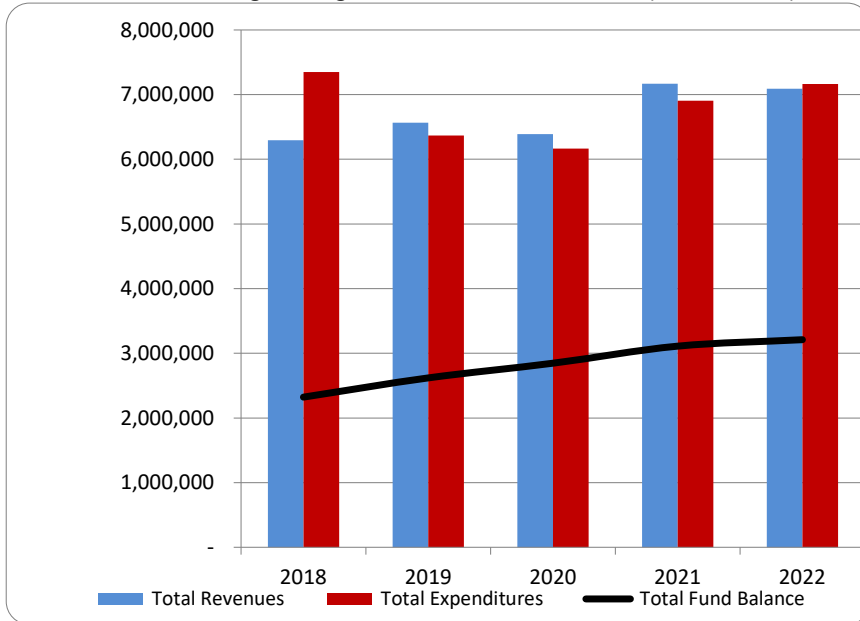
Commentary:

For more information on our unit's finances, contact Chelsea Pesta at 248-624-4847.

CITIZEN'S GUIDE TO LOCAL UNIT FINANCES - Walled Lake (63-2240)

FINANCIAL POSITION

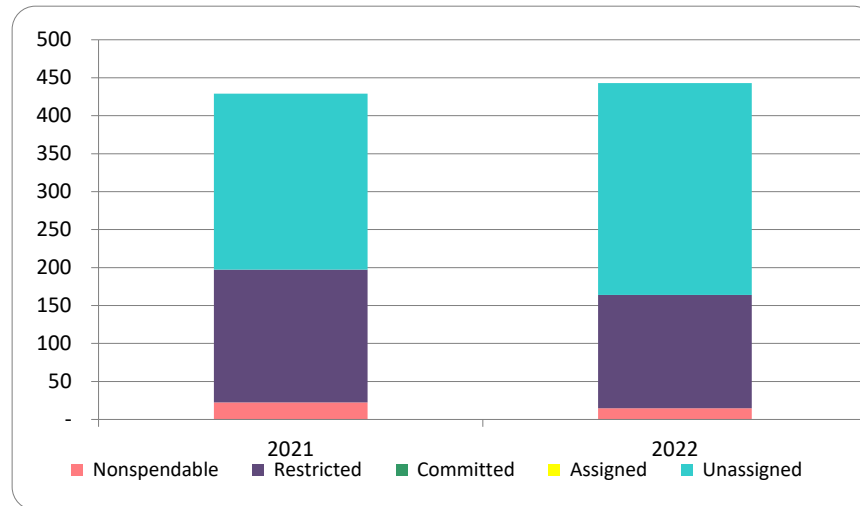
1. How have we managed our governmental fund resources (fund balance)?



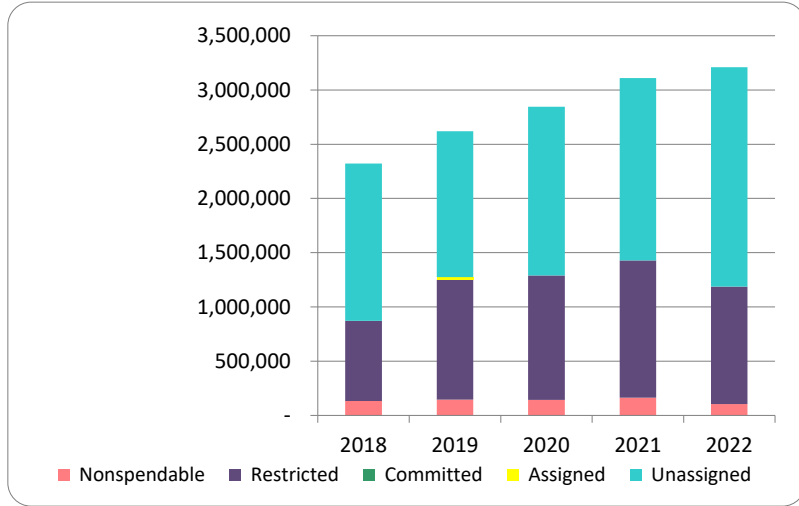
2. Compared to the prior year

	2021	2022	% change
Revenue	7,169,750	7,090,766	-1.10%
Expenditures	6,905,882	7,162,336	3.71%
Surplus (shortfall)	263,868	(71,570)	-127.12%
Fund balance, by component:			
Nondspendable	162,794	105,743	-35.04%
Restricted	1,266,883	1,081,892	-14.60%
Committed	-	-	N/A
Assigned	-	-	N/A
Unassigned	1,680,645	2,022,633	20.35%
total fund balance	3,110,321	3,210,268	3.21%

3. Fund balance per capita - compared to the prior year



4. Historical trends of individual components



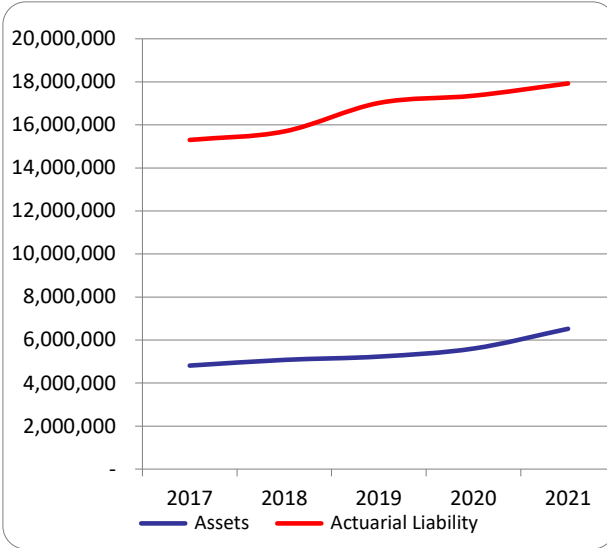
Commentary:

For more information on our unit's finances, contact Chelsea Pesta at 248-624-4847.

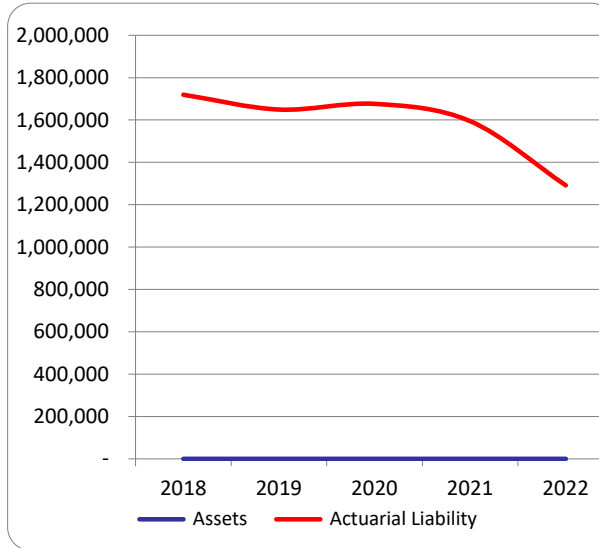
CITIZEN'S GUIDE TO LOCAL UNIT FINANCES - Walled Lake (63-2240)

OTHER LONG TERM OBLIGATIONS

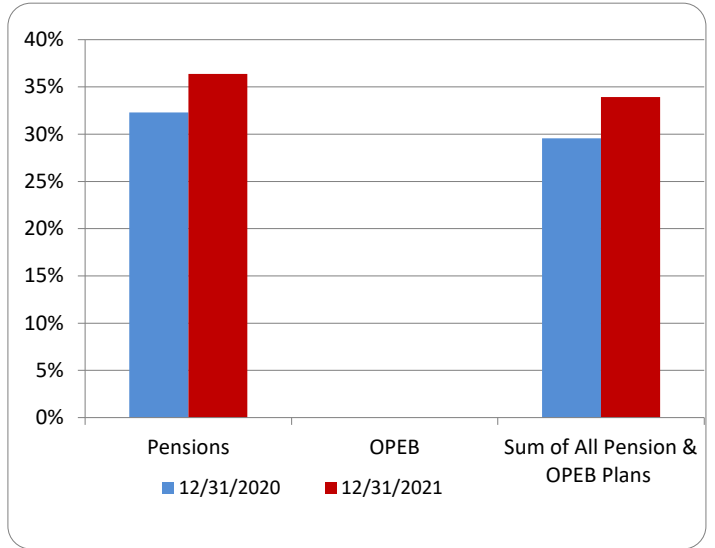
1. Pension funding status



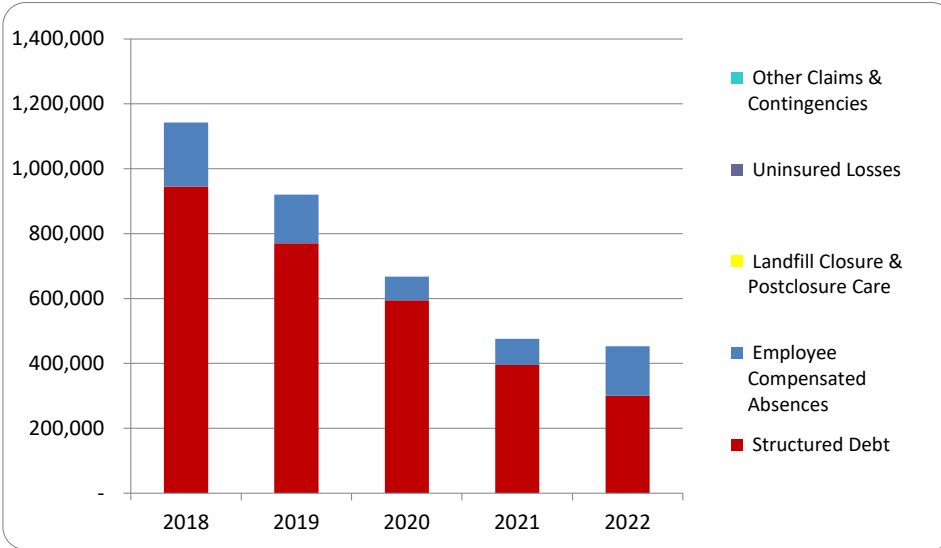
2. Retiree Health care funding status



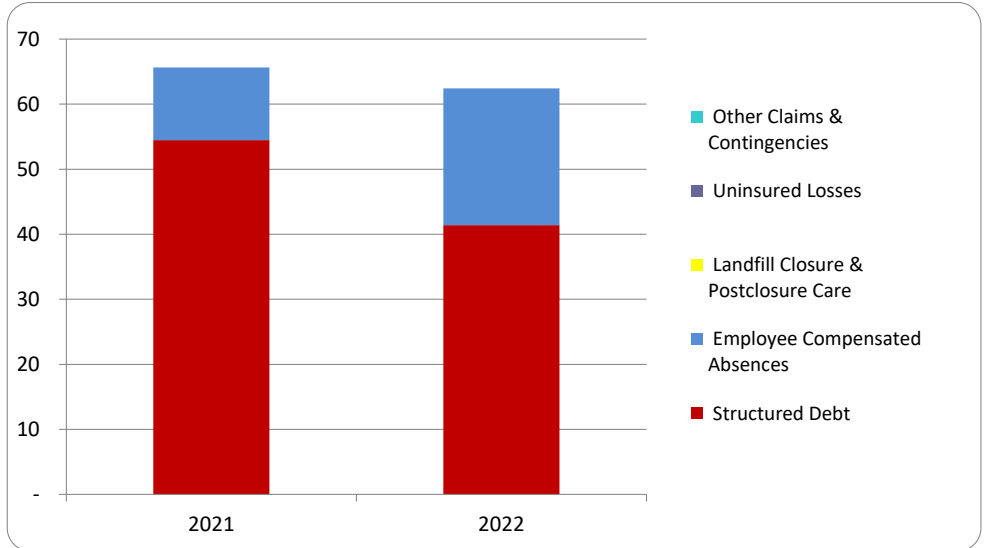
3. Percent funded - compared to the prior year



4. Long Term Debt obligations:



5. Debt & other long term obligations per capita - compared to the prior year



Commentary: