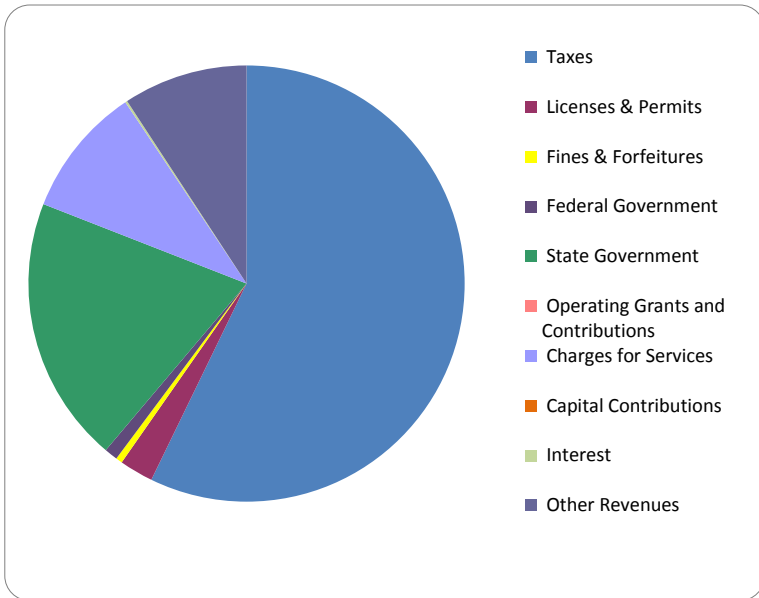


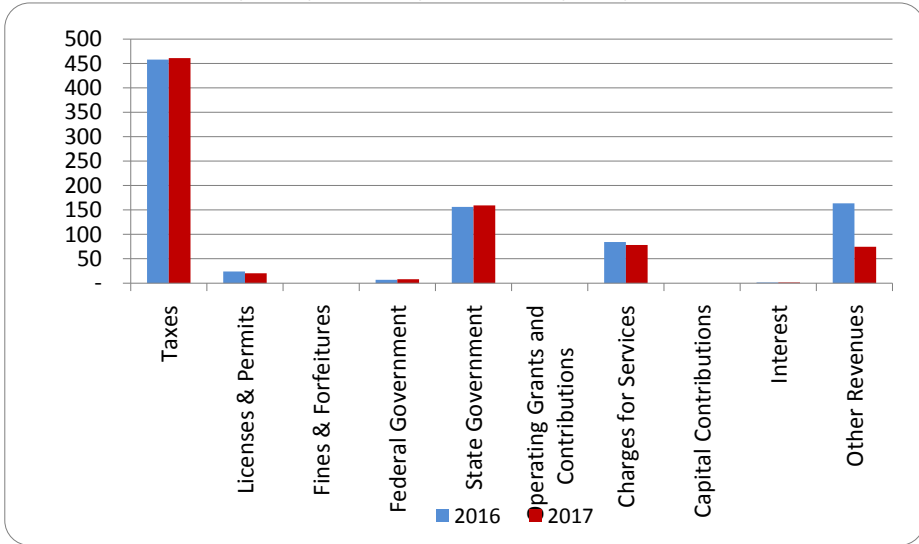
1. Where our money comes from (all governmental funds)



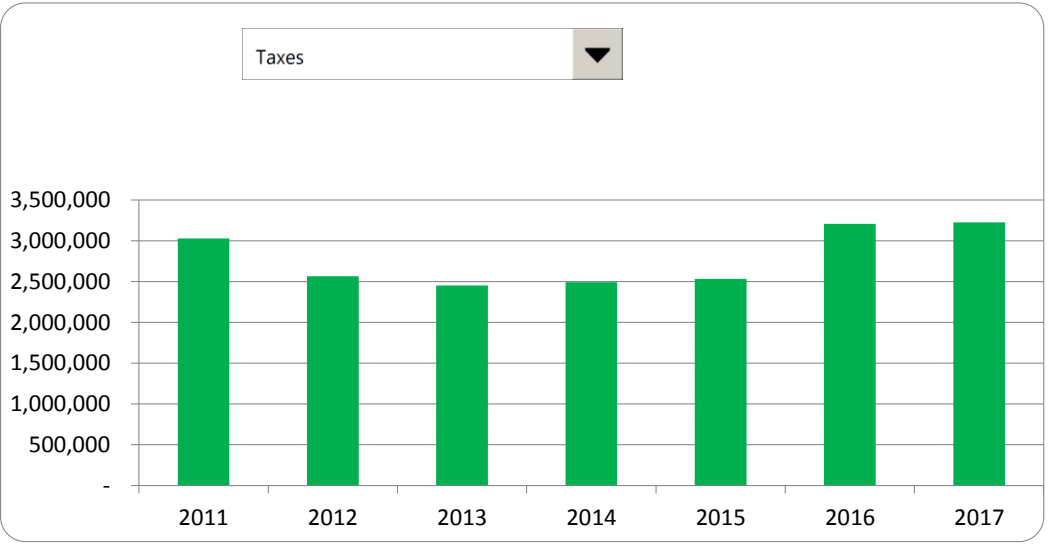
2. Compared to the prior year

	<u>2016</u>	<u>2017</u>	<u>% change</u>
Taxes	\$ 3,206,442	\$ 3,227,136	0.65%
Licenses & Permits	167,318	141,685	-15.32%
Federal Government	49,721	55,384	11.39%
State Government	1,093,449	1,115,337	2.00%
Operating Grants and Co	-	-	N/A
Charges for Services	591,501	546,664	-7.58%
Capital Contributions	-	-	N/A
Interest	10,203	8,744	-14.30%
Other Revenues	1,143,814	520,515	-54.49%
Total Revenues	\$ 6,262,448	\$ 5,615,464	-10.33%

3. Revenue sources per capita - compared to the prior year



4. Historical trends of individual sources

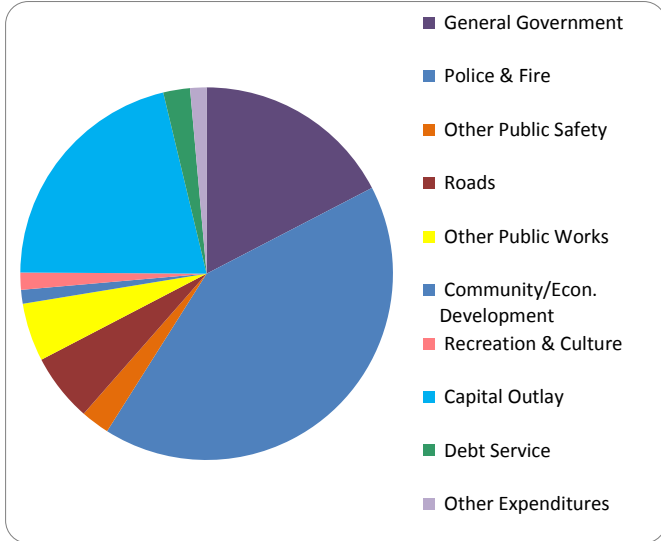


Commentary:

CITIZEN'S GUIDE TO LOCAL UNIT FINANCES - City of Walled Lake (632240)

EXPENDITURES

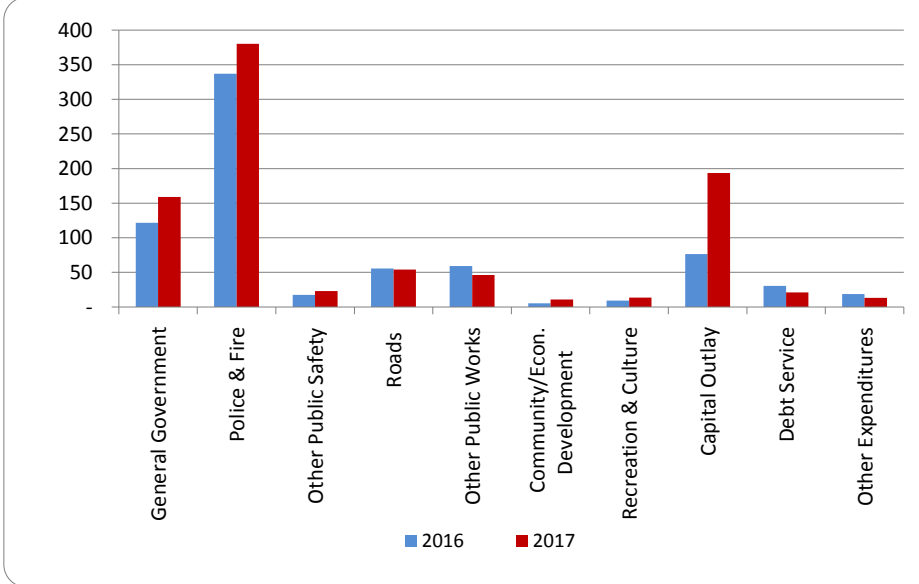
1. Where we spend our money (all governmental funds)



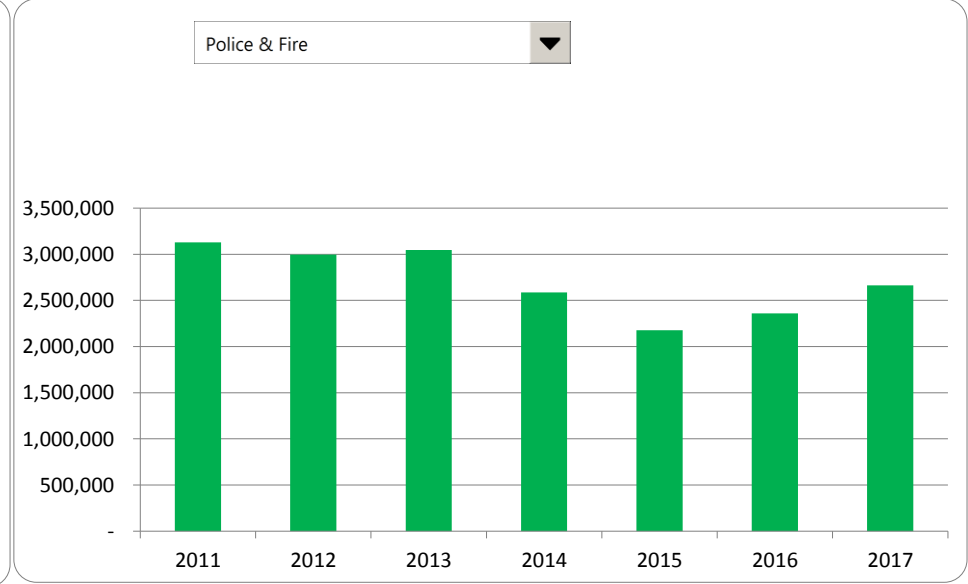
2. Compared to the prior year

	2016	2017	% change
General Government	\$ 850,849	\$ 1,112,714	30.78%
Police & Fire	2,359,004	2,662,315	12.86%
Other Public Safety	123,716	159,898	29.25%
Roads	390,275	377,250	-3.34%
Other Public Works	413,295	323,557	-21.71%
Community/Econ. Development	#REF!	#REF!	#REF!
Recreation & Culture	65,713	95,163	44.82%
Capital Outlay	535,094	1,354,322	153.10%
Debt Service	212,191	148,407	-30.06%
Other Expenditures	130,695	91,200	-30.22%
Total Expenditures	#REF!	#REF!	#REF!

3. Spending per capita - compared to the prior year



4. Historical trends of individual departments:

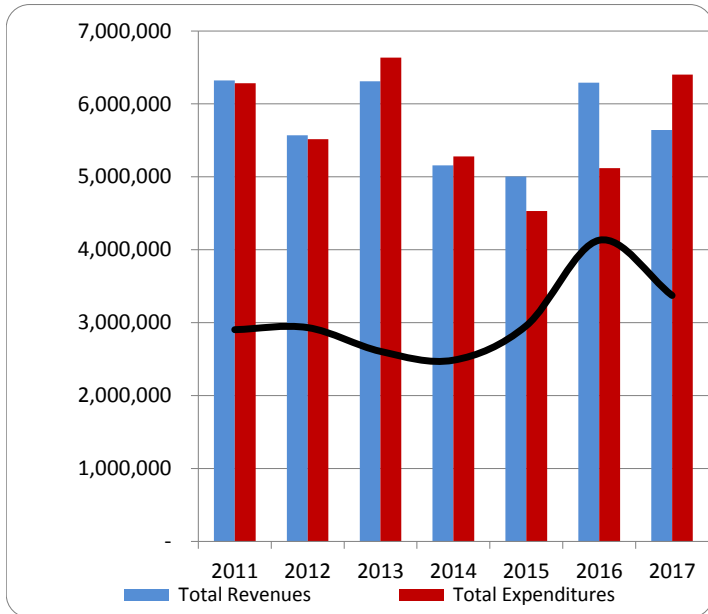


Commentary:

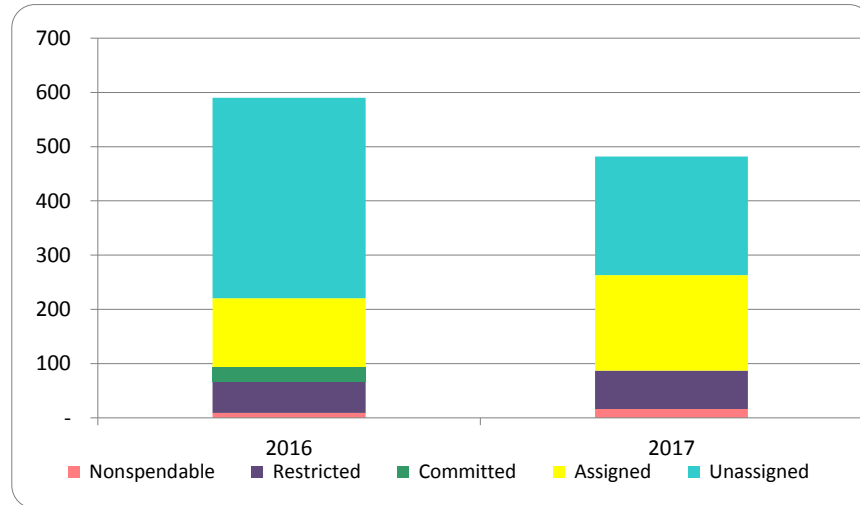
For more information on our unit's finances, contact Colleen M. Coogan, CPA, CPFO at 248-624-4847.

CITIZEN'S GUIDE TO LOCAL UNIT FINANCES - City of Walled Lake (632240)

1. How have we managed our governmental fund resources (fund balance)?



3. Fund balance per capita - compared to the prior year

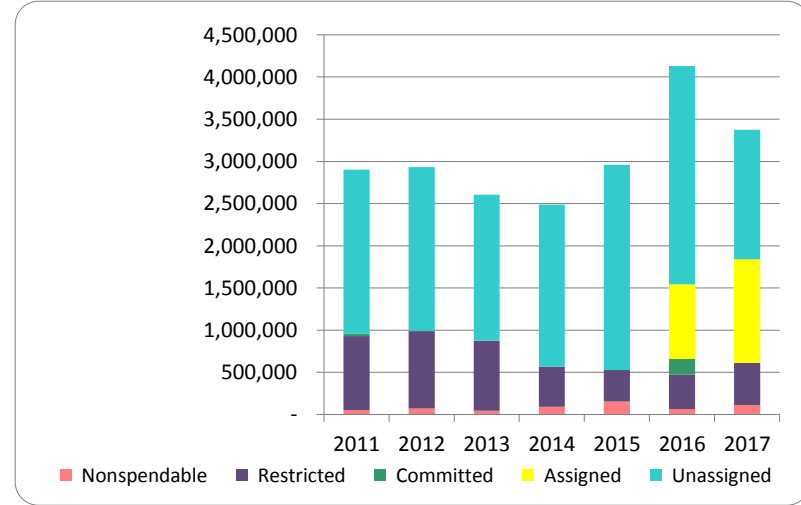


FINANCIAL POSITION

2. Compared to the prior year

	2016	2017	% change
Revenue	6,292,025	5,642,735	-10.32%
Expenditures	5,119,431	6,401,623	25.05%
Surplus (shortfall)	1,172,594	(758,888)	-164.72%
Fund balance, by component:			
Nonspendable	64,945	112,671	73.49%
Restricted	407,769	498,829	22.33%
Committed	185,160	-	-100.00%
Assigned	884,642	1,229,548	38.99%
Unassigned	2,588,550	1,532,430	-40.80%
total fund balance	4,131,066	3,373,478	-18.34%

4. Historical trends of individual components



Commentary:

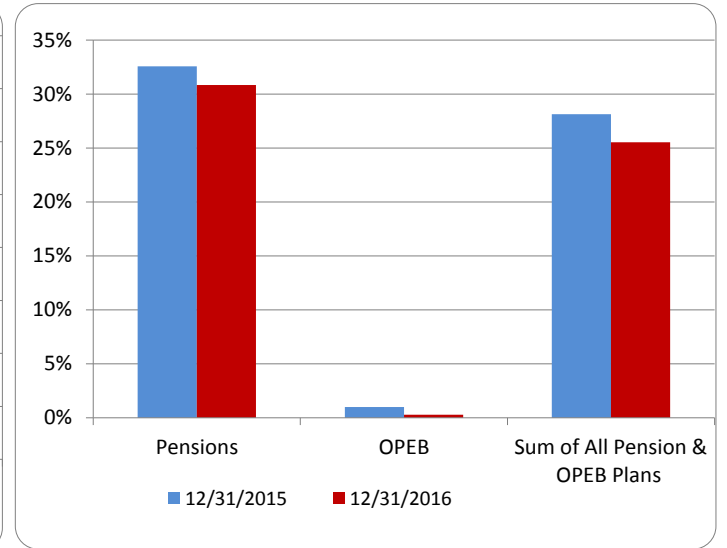
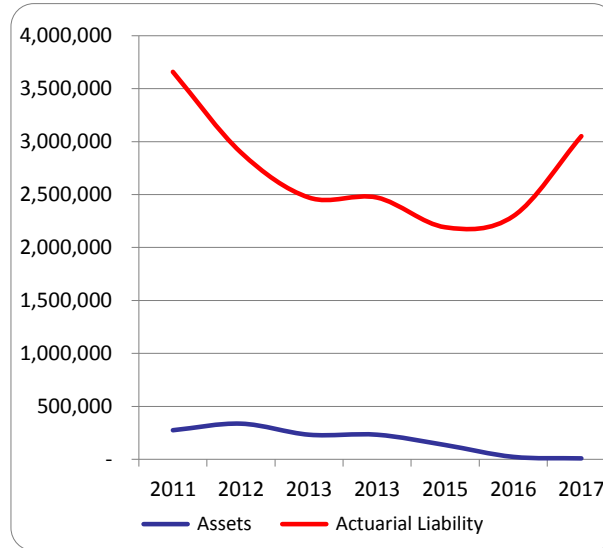
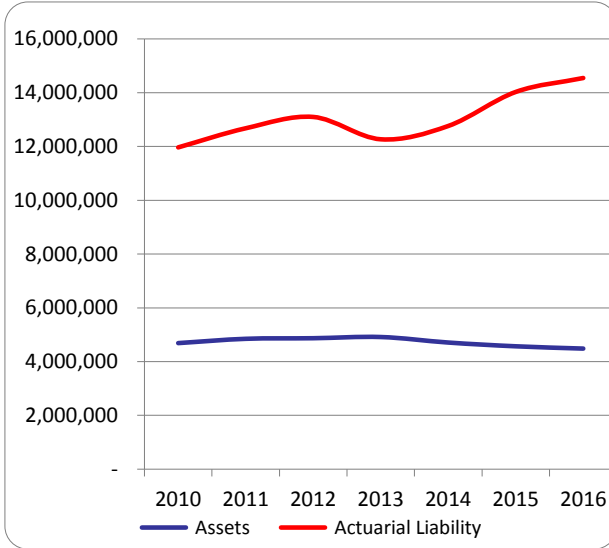
CITIZEN'S GUIDE TO LOCAL UNIT FINANCES - City of Walled Lake (632240)

OTHER LONG TERM OBLIGATIONS

1. Pension funding status

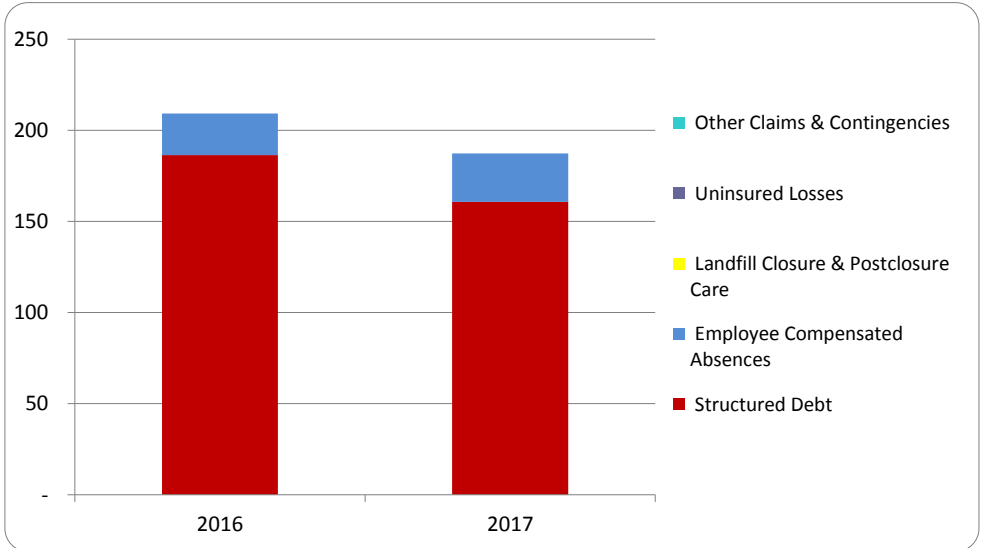
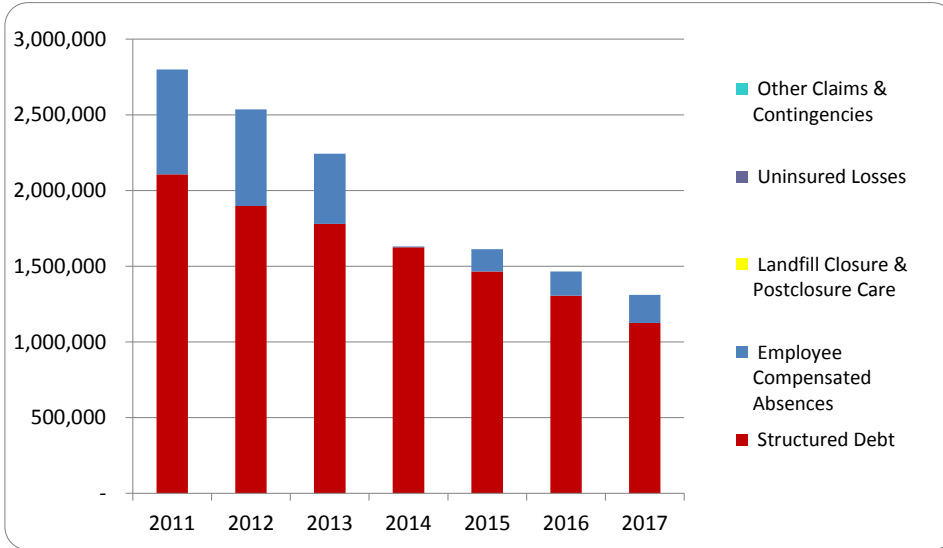
2. Retiree Health care funding status

3. Percent funded - compared to the prior year



4. Long Term Debt obligations:

5. Debt & other long term obligations per capita - compared to the prior year



Commentary: